

Slides for Preschool Model

Preschool Children Efron Visual Acuity Test



Test No. 1, SAE-1
Demonstration Right and Left Eye
 "Shoe" both eyes.



Test No. 2, SAE-40-2
Right and Left Eye 20/40 Acuity
 Different Symbol Each Eye.
 Also available 20/30 Acuity.

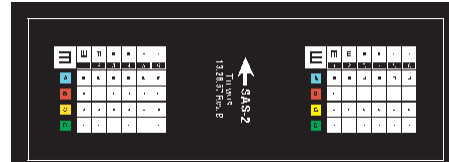


Test No. 3, SAE-40-3
Right and Left Eye 20/40 Acuity
 Different Symbol Each Eye.
 Also available 20/30 Acuity.




Test No. 4, SAE-40-4
Right and Left Eye 20/40 Acuity
 Different Symbol Each Eye.
 Also available 20/30 Acuity.

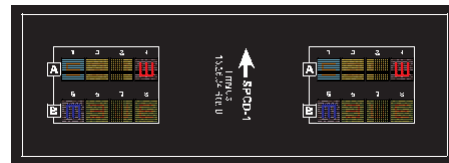
Primary Grade Children



Test No. 5, SAS-2
Acuity Right and Left Eye
 Conventional Tumbling "E" symbol.
 Child states which way "E" points in each square.
 Acuity levels of 20/20, 20/30, 20/40 and 20/50.



Test No. 6, SPS-3 Heterophorias
 Muscle imbalance-vertical and lateral is tested at predetermined pass/fail levels. This test is administered first at far, then at near.



Test No. 7, SPCD-1 —Color Perception
 Titmus Pseudo-Isochromatic Plates reliably detect gross color anomalies, but do not classify the type of deficiency.



Test No. 8, SA-BRL-4 —Visual Acuity
 Results calibrated at 20/20, 20/30, 20/40, 20/50, 20/70, 20/100 and 20/200.
 Tests can be administered binocularly or with either eye occluded.

Improvements have been made to test slides to enhance viewing performance. **Patent Pending.**